

SL 170

SL 170

- Logic relay »bistable«.
- Without memory.
- Negative logic.
- 2 signal inputs.
- 10 A SPDT output relay.
- LED-indication for relay on.
- AC- or DC supply voltage.

TECHNICAL DATA

Common technical data and ordering key
Pages 10–12.

Inputs
2 signal inputs:
Pins 5 and 7.

Activation frequency
10 pulses/s.

Pulse duration
20 ms - ∞

Shift to »ON«
By a short-circuit between pins 5 and 6.

Internal voltage
24 VDC.
Pin 5 positive.

Short-circuit current
2 mA.

Shift to »OFF«
By a short-circuit between pins 6 and 7.

Internal voltage
15 VDC.
Pin 7 positive.

Short-circuit current
2 mA.

The »OFF« position has priority.

Accessories
Bases.
Hold down spring.
Mounting rack.
Base cover.
Front mounting bezel.

Control by transistor
The relay can be controlled by NPN-transistors with open collectors and the emitters connected to pin 6.

WIRING DIAGRAMS

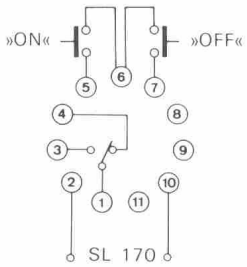

Control by switches

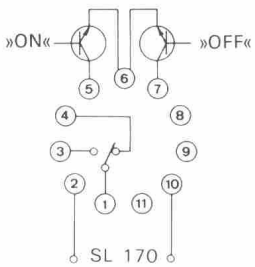

Control by transistors

MODE OF OPERATION

Logic relay »bistable« without memory.
A short-circuit of the contact function between pins 5 and 6 will change the relay to the »ON« position.
A short-circuit of the contact function between pins 6 and 7 will change the relay to the »OFF« position.
More pulses to the same signal input is registered as only one pulse.
When the supply voltage is disconnected, the relay releases.
»OFF« position.

Control of the relay either by metallic contacts or by NPN-transistors with open collectors, and the emitters connected to pin 6.

OPERATION DIAGRAM